



EXECUTIVE ORDER
No. 2021-019
METROPOLITAN DISTRICT CHARGES
July 1, 2021

WHEREAS, the County Executive is empowered to make and fix an annual charge upon every property having a connection with the water and sewer system in the Metropolitan District, such charges to be known as annual water distribution charges and sewer service charges in the manner set forth in Article 20 (Metropolitan District), Sections 20-3-204, 20-3-205, 20-5-103 of the Baltimore County Code, 2015.

WHEREAS, the annual water distribution charge and sewer service charge shall be deposited to the Metropolitan District Construction fund to pay the expenses of water supply and sewage systems or the operating fund to pay operating expenses including principal and interest on bonds.

WHEREAS, Pursuant to a 2005 federally mandated consent decree, Baltimore County continues to make significant improvements to its aging water and sewer system. The costs of these improvements are payable through the Metropolitan District fund that is solely supported by water and sewer charges assessed to the users of the system.

WHEREAS, Baltimore County has not received any federal grant money for nearly three decades to assist in the funding of these water and sewer upgrades. By law, the Metropolitan District fund must be self-sustaining and an adjustment of rates must be made to ensure its ongoing financial stability.

WHEREAS, the fixed debt service expenses incurred from the funding of water and sewer capital improvements along with the fixed costs of labor, equipment and the operations of wastewater treatment plants has risen in recent years.

WHEREAS, in order to keep pace with increasing expenses and to bill user charges that reflect an equitable apportionment of fixed and variable costs, the rate schedule affecting water distribution charges and sewer service charges shall be amended.

NOW, THEREFORE, under the authority of said Sections and by virtue of the authority vested in the County Executive by the Baltimore County Charter and applicable public local laws and consistent with the provisions of Chapter 1017 of the Acts of the General Assembly of Maryland of 1945, as amended, known as the Metropolitan District Act, it is this 1st day of July, 2021, by the County Executive of Baltimore County, Maryland, hereby ORDERED as follows:

SECTION I. DEFINITIONS

The following definitions shall apply in this Executive Order:

- A. Property - Each parcel of the real estate having a separate property tax identification number issued by the State of Maryland
- B. Condominium - As defined in Title 11 of the Real Property Article of the Maryland Annotated Code
- C. Homeowners Association - As defined in Title 11B of the Real Property Article of Maryland Annotated Code
- D. Master Meter - A meter providing water service to two or more properties
- E. Domestic service - The water needs to a property for other than fire protection service

SECTION II. WATER DISTRIBUTION CHARGE

Every property or portion thereof located in Baltimore County, Maryland and having a connection with the Metropolitan District water system, whether the connection be direct or indirect, shall be charged an annual water distribution charge.

A. Rates for Water Distribution Charges

1. **General Rule.** Except as provided in subsection A.2.a, every property which has a separate property tax identification number and which is connected to the Metropolitan District water system shall have its own water meter. Except as provided in subsection A.2.b, the size of the meter indicated on the application for water service and the property classification shall determine the annual water distribution charge. The charges are established as described on Schedule A "attached" for the current fiscal year.

2. Exceptions

- a. **Multiple Properties served By One Meter.** Multiple properties having separate property tax identification numbers may be served by a Master Meter only as enumerated in paragraph 2.a. In such cases, water distribution charges shall be determined as follows:

- (1) Multiple Apartment Properties Under One Ownership – whenever two or more properties with separate tax account numbers are served by a single meter, each property shall be charged a proportionate share of the water distribution charge determined by the ratio of fixture unit count on each property of the total fixture unit count on all properties. In no event shall the charge for any property be less than the charge for a 5/8" meter.

- (2) Condominiums and Homeowners Associations under Maryland Condominium Act or Maryland Homeowners Association Act – each property shall be subject to a water distribution charge based on a 5/8” meter and property classification shown on Schedule A “attached”.
- (3) Other Properties Served By Master Meter – In cases where (a) multiple properties are served by a Master Meter as of the date of the execution of this Executive Order, or (b) when in the judgement of the Director of Public Works and Transportation, with the approval of the Director of Permits, Approvals and Inspections, it is impractical for multiple properties having separate property tax identification numbers to each be served by a separate meter, the water distribution charges shall be pro-rated based on the ratio of fixture unit count on each property of the total fixture unit count on all properties utilizing that meter. In no event shall the charge for any property be less than the charge for a 5/8” meter.

b. Combined Domestic and Fire Service; County Systems

- (1) Any property – using a single meter to provide both domestic water service and fire protection service shall be subject to water distribution charge(s) based on the requirement for the domestic water service, as determined by a registered professional engineer.
- (2) Meters Solely For Fire Protection Service – Are not subject to a water distribution charge.
- (3) Meters Serving Baltimore County System Facilities – (i.e. pumping stations, ejector stations) are not subject to a water distribution charge.

B. Collection and Processing

1. The Department of Permits, Approvals and Inspections shall collect the initial payment of the water distribution charge when an application is processed for water service. Thereafter, the charge shall be administered for subsequent billings by the Department of Public Works and Transportation.
2. Water Distribution Charges shall be pro-rated by the Department of Permits, Approvals and Inspections from the month of the application to the end of the fiscal year, shown on Schedule B “attached”.
3. The Department of Permits, Approvals and Inspections shall notify the Department of Public Works and Transportation of collections made by forwarding to that department a copy of the application form.

SECTION III. SEWER SERVICE CHARGES

Every property or portion thereof located in Baltimore County, Maryland and having a connection with the Metropolitan District sewer system, whether the connection be direct or indirect, shall be charged an annual sewer service.

A. Rates for Sewer Service Charges

1. General Rule.

Except as provided in subsection A.2., every property having a connection with the Metropolitan District sewer system, which has a separate property tax identification number, will be charged based on a volumetric rate per cubic feet of water consumption during the preceding calendar year and property's classification. The charges are established as described on Schedule C "attached" for the current fiscal year.

2. Exceptions

a. Master Meters Serving Multiple Properties

- (1) Multiple Apartment Properties under One Ownership – whenever two or more properties with separate tax account numbers are served by a single meter, each property shall be charged a proportionate share of the sewer service charge determined by the ratio of fixture unit count on each property of the total fixture unit count on all properties. In no event shall the charge for any property be less than the minimum sewer service charge.
- (2) Condominiums and Homeowners Association under Maryland Condominium Act or Maryland Homeowners Association Act – shall be charged on the basis of the fixture rates shown on the Schedule D "attached". Any fixtures for common areas (i.e. bath houses, laundry rooms, etc.) not billable to an individual tax account shall be billed by invoice to the condominium council of unit owners or homeowners association as the case may be.
- (3) Other Properties Served By Master Meter – Where a master meter serves multiple properties pursuant to section II.A.2.a.(3) of this Executive Order, the sewer service charge shall be pro-rated based on the ratio of fixture unit count on each property to the total fixture unit count on all properties. In no event shall the charge for any property be less than the minimum sewer service charge for that type of property.

b. Properties Not Connected to Public Water System

- (1) Commercial and Industrial – Properties connected to the sanitary sewer but provided water from a private water supply, shall be charged according to the plumbing fixture unit count for the property based on Schedule D "attached".

- (2) Residential – Residential properties connected to the sanitary sewer but provided water from a private water supply, shall be charged according to the plumbing fixture unit count for the property based on Schedule D “attached”.

c. Sewer Service Charge Adjustments.

A wastewater credit allowance, which reduces the sewer service charge, may be granted to those who provide detailed documentation that less than 100% of their non-public and /or public water usage is discharged to the sanitary sewer. All such documentation shall be submitted no later than forty-five (45) days after the end of each quarter of the calendar year and is subject to field verification and approval by the Director of Public Works and Transportation, annually, before any waste water credit allowance is granted. The sewer service charge may be increased when adequate water consumption records are not available.

In instances when a meter malfunctions, there is a lack of meter readings, erroneous readings or when users fail to submit necessary data, the Director of Public Works may, in his sole discretion, estimate consumption based on prior history, or based on any available metered consumption. Where adequate history or metered consumption is not available, the charge may be based on the fixture rates shown on the Schedule D “attached”, or on the basis of the volume of water consumption of similar users.

B. Collection and Processing

1. Department Responsible For Collection – The Department of Permits, Approvals and Inspections shall collect the initial payment of the sewer service charge when the application for a plumbing permit is processed for sewer service. Thereafter, the charge shall be administered for subsequent billings by Department of Public Works and Transportation.
2. Properties Having Existing Connection – When a plumbing permit is issued, for additional plumbing fixtures on an existing water meter, for a property having existing structures currently having a connection to the Metropolitan District.
 - a. Properties Billed on Fixture Rate Basis – When the property is being billed on the fixture rate basis at the time of permit application, an additional sewer service charge may be collected with the permit application and shall be pro-rated from the month of the application, according to Schedule E “attached”.
 - b. Properties Billed On Volumetric Basis – When the property is being billed on a volumetric basis at the time of permit application, no additional sewer service charge will be collected with the permit application.
3. Properties Not Having Existing Connection – Where the property has no existing connection with the Metropolitan District sewer system at the time of plumbing permit application.

- a. Existing Structures – When an existing structure is connecting to the Metropolitan District sewer system for the first time, the initial sewer service charge shall be based on the fixture rate and collected at the time of the permit application and shall be pro-rated from the month of the application, according to Schedule E “attached”.
 - b. New Structures – When a new structure is connecting to the Metropolitan District sewer system, the initial sewer service charge shall be based on the fixture rate and collected at the time of the permit application and shall be pro-rated from the month of application, according to Schedule E “attached”.
4. Cap off – The Department of Permits, Approvals and Inspections shall notify the Department of Public Works and Transportation of all cap-off permits issued, which shall then remove the sewer service charge from the account.

C. Disputes

Any person disputing the sewer service charge shall submit a written protest to the Director of Public Works and Transportation within 240 calendar days of either the issuance of the receipt for the charges paid in connection with the plumbing permit, or the issuance of the tax bill or invoice for the charge being disputed, as the case may be. Any disputes shall be governed by Section 20-5-110 of the Baltimore County Code, 2015.

SECTION IV. METROPOLITAN DISTRICT CHARGE CREDIT

A temporary credit program was established for a period of four years, July 1, 2018 through July 1, 2021. Single homeowner-occupied residences receiving service from new water meters that had a property tax assessed home value of \$250,000 or less may be eligible for a credit. Exceptions to this credit program are new water or sewer property accounts, property ownership transfers, accounts which received an adjustment on their city water bill and accounts levied a minimum sewer service charge on their August 1, 2017 tax bill.

The credit is calculated for eligible homeowners as follows: The combined sewer service and water distribution charges levied on July 1, 2021 tax bill is capped at a \$100 increase above the July 1, 2020 billing for these two charges. The amount of the credit will appear as a separate line item on the July 1, 2021 tax bill.

Each year the net of the combined sewer service and water distribution charges will increase only \$100 above the net charges from the prior year. There will be no credits applied for the tax year beginning July 1, 2022.

SECTION V. SCHEDULES

Schedule A, Schedule B, Schedule C, Schedule D and Schedule E attached are hereby adopted as part of this Executive Order. Property types noted in these schedules are grouped into the following property classifications:


Residential Classification	Commercial Classification	Industrial Classification
Residence – Single Residence – Rental Church or Other Religious HOA- Homeowners Association Residence on Well Condos	Apartment Business Business & Restaurant Business on Well Business Condo Government Government – County Hospital Assisted Living Facility Residence – Multi-Rental School – County School – Other Trailer Park	Industrial Park

SECTION VI. EFFECTIVE DATE


This Order shall take effect on the 1st day of July, 2021. The annual charges imposed herein shall continue from year to year thereafter, subject to the further Order of County Executive of Baltimore County, Maryland. All prior Orders and Resolution pertaining to the fixing of Metropolitan District Water Distribution, Sewer Service Charges and Metro District Charge Credit in force at the time of the effective date of this Order are hereby repealed.


ATTEST:

Dawn KB


John A. Olszewski, Jr.
County Executive


Ed Blades, Director
Office of Budget and Finance


C. Pete Gutwald, Director
Department of Permits, Approvals
and Inspections


D'Andrea L. Walker, Acting Director
Department of Public Works and
Transportation

Approved for form and legal
Sufficiency and approved for Execution


Office of Law

Attachments: Schedule A, B, C, D and E.

Schedule 'A'

Annual Water Distribution Charge Effective July 1, 2021

METER SIZE	RESIDENTIAL	COMMERCIAL	INDUSTRIAL
5/8"	\$233.40	\$241.56	\$245.86
3/4"	\$233.40	\$241.56	\$245.86
1"	\$373.40	\$386.50	\$393.38
1 ½"	\$606.85	\$628.12	\$639.32
2"	\$933.59	\$966.31	\$983.52
3"	\$1,727.36	\$1,787.91	\$1,819.79
4"	\$2,754.32	\$2,850.87	\$2,901.69
6"	\$5,088.85	\$5,267.24	\$5,361.13
8"	\$7,890.16	\$8,166.75	\$8,312.33
10"	\$11,018.11	\$11,404.33	\$11,607.63
12"	\$14,473.16	\$14,980.53	\$15,247.55
36"	\$73,439.37	\$76,013.81	\$77,368.78

Schedule 'B' – Residential

Residential Water Distribution Charge Effective July 1, 2021

METER SIZE	July	August	September	October	November	December	January	February	March	April	May	June
5/8"	\$233.40	\$213.95	\$194.50	\$175.05	\$155.60	\$136.15	\$116.70	\$97.25	\$77.80	\$58.35	\$38.90	\$19.45
3/4"	\$233.40	\$213.95	\$194.50	\$175.05	\$155.60	\$136.15	\$116.70	\$97.25	\$77.80	\$58.35	\$38.90	\$19.45
1"	\$373.40	\$342.28	\$311.17	\$280.05	\$248.93	\$217.82	\$186.70	\$155.58	\$124.47	\$93.35	\$62.23	\$31.12
1 ½"	\$606.85	\$556.28	\$505.71	\$455.14	\$404.57	\$354.00	\$303.43	\$252.85	\$202.28	\$151.71	\$101.14	\$50.57
2"	\$933.59	\$855.79	\$777.99	\$700.19	\$622.39	\$544.59	\$466.80	\$389.00	\$311.20	\$233.40	\$155.60	\$77.80
3"	\$1,727.36	\$1,583.41	\$1,439.47	\$1,295.52	\$1,151.57	\$1,007.63	\$863.68	\$719.73	\$575.79	\$431.84	\$287.89	\$143.95
4"	\$2,754.32	\$2,524.79	\$2,295.27	\$2,065.74	\$1,836.21	\$1,606.69	\$1,377.16	\$1,147.63	\$918.11	\$688.58	\$459.05	\$229.53
6"	\$5,088.85	\$4,664.78	\$4,240.71	\$3,816.64	\$3,392.57	\$2,968.50	\$2,544.43	\$2,120.35	\$1,696.28	\$1,272.21	\$848.14	\$424.07
8"	\$7,890.16	\$7,232.65	\$6,575.13	\$5,917.62	\$5,260.11	\$4,602.59	\$3,945.08	\$3,287.57	\$2,630.05	\$1,972.54	\$1,315.03	\$657.51
10"	\$11,018.11	\$10,099.93	\$9,181.76	\$8,263.58	\$7,345.41	\$6,427.23	\$5,509.06	\$4,590.88	\$3,672.70	\$2,754.53	\$1,836.35	\$918.18
12"	\$14,473.16	\$13,267.06	\$12,060.97	\$10,854.87	\$9,648.77	\$8,442.68	\$7,236.58	\$6,030.48	\$4,824.39	\$3,618.29	\$2,412.19	\$1,206.10
36"	\$73,439.37	\$67,319.42	\$61,199.48	\$55,079.53	\$48,959.58	\$42,839.63	\$36,719.69	\$30,599.74	\$24,479.79	\$18,359.84	\$12,239.90	\$6,119.95

Schedule 'B' – Commercial

Commercial Water Distribution Charge Effective July 1, 2021

METER SIZE	July	August	September	October	November	December	January	February	March	April	May	June
5/8"	\$241.56	\$221.43	\$201.30	\$181.17	\$161.04	\$140.91	\$120.78	\$100.65	\$80.52	\$60.39	\$40.26	\$20.13
3/4"	\$241.56	\$221.43	\$201.30	\$181.17	\$161.04	\$140.91	\$120.78	\$100.65	\$80.52	\$60.39	\$40.26	\$20.13
1"	\$386.50	\$354.29	\$322.08	\$289.88	\$257.67	\$225.46	\$193.25	\$161.04	\$128.83	\$96.63	\$64.42	\$32.21
1 1/2"	\$628.12	\$575.78	\$523.43	\$471.09	\$418.75	\$366.40	\$314.06	\$261.72	\$209.37	\$157.03	\$104.69	\$52.34
2"	\$966.31	\$885.78	\$805.26	\$724.73	\$644.21	\$563.68	\$483.16	\$402.63	\$322.10	\$241.58	\$161.05	\$80.53
3"	\$1,787.91	\$1,638.92	\$1,489.93	\$1,340.93	\$1,191.94	\$1,042.95	\$893.96	\$744.96	\$595.97	\$446.98	\$297.99	\$148.99
4"	\$2,850.87	\$2,613.30	\$2,375.73	\$2,138.15	\$1,900.58	\$1,663.01	\$1,425.44	\$1,187.86	\$950.29	\$712.72	\$475.15	\$237.57
6"	\$5,267.24	\$4,828.30	\$4,389.37	\$3,950.43	\$3,511.49	\$3,072.56	\$2,633.62	\$2,194.68	\$1,755.75	\$1,316.81	\$877.87	\$438.94
8"	\$8,166.75	\$7,486.19	\$6,805.63	\$6,125.06	\$5,444.50	\$4,763.94	\$4,083.38	\$3,402.81	\$2,722.25	\$2,041.69	\$1,361.13	\$680.56
10"	\$11,404.33	\$10,453.97	\$9,503.61	\$8,553.25	\$7,602.89	\$6,652.53	\$5,702.17	\$4,751.80	\$3,801.44	\$2,851.08	\$1,900.72	\$950.36
12"	\$14,980.53	\$13,732.15	\$12,483.78	\$11,235.40	\$9,987.02	\$8,738.64	\$7,490.27	\$6,241.89	\$4,993.51	\$3,745.13	\$2,496.76	\$1,248.38
36"	\$76,013.81	\$69,679.33	\$63,344.84	\$57,010.36	\$50,675.87	\$44,341.39	\$38,006.91	\$31,672.42	\$25,337.94	\$19,003.45	\$12,668.97	\$6,334.48

Schedule 'B' – Industrial

Industrial Water Distribution Charge Effective July 1, 2021

METER SIZE	July	August	September	October	November	December	January	February	March	April	May	June
5/8"	\$245.86	\$225.37	\$204.88	\$184.40	\$163.91	\$143.42	\$122.93	\$102.44	\$81.95	\$61.47	\$40.98	\$20.49
3/4"	\$245.86	\$225.37	\$204.88	\$184.40	\$163.91	\$143.42	\$122.93	\$102.44	\$81.95	\$61.47	\$40.98	\$20.49
1"	\$393.38	\$360.60	\$327.82	\$295.04	\$262.25	\$229.47	\$196.69	\$163.91	\$131.13	\$98.35	\$65.56	\$32.78
1 ½"	\$639.32	\$586.04	\$532.77	\$479.49	\$426.21	\$372.94	\$319.66	\$266.38	\$213.11	\$159.83	\$106.55	\$53.28
2"	\$983.52	\$901.56	\$819.60	\$737.64	\$655.68	\$573.72	\$491.76	\$409.80	\$327.84	\$245.88	\$163.92	\$81.96
3"	\$1,819.79	\$1,668.14	\$1,516.49	\$1,364.84	\$1,213.19	\$1,061.54	\$909.90	\$758.25	\$606.60	\$454.95	\$303.30	\$151.65
4"	\$2,901.69	\$2,659.88	\$2,418.08	\$2,176.27	\$1,934.46	\$1,692.65	\$1,450.85	\$1,209.04	\$967.23	\$725.42	\$483.62	\$241.81
6"	\$5,361.13	\$4,914.37	\$4,467.61	\$4,020.85	\$3,574.09	\$3,127.33	\$2,680.57	\$2,233.80	\$1,787.04	\$1,340.28	\$893.52	\$446.76
8"	\$8,312.33	\$7,619.64	\$6,926.94	\$6,234.25	\$5,541.55	\$4,848.86	\$4,156.17	\$3,463.47	\$2,770.78	\$2,078.08	\$1,385.39	\$692.69
10"	\$11,607.63	\$10,640.33	\$9,673.03	\$8,705.72	\$7,738.42	\$6,771.12	\$5,803.82	\$4,836.51	\$3,869.21	\$2,901.91	\$1,934.61	\$967.30
12"	\$15,247.55	\$13,976.92	\$12,706.29	\$11,435.66	\$10,165.03	\$8,894.40	\$7,623.78	\$6,353.15	\$5,082.52	\$3,811.89	\$2,541.26	\$1,270.63
36"	\$77,368.78	\$70,921.38	\$64,473.98	\$58,026.59	\$51,579.19	\$45,131.79	\$38,684.39	\$32,236.99	\$25,789.59	\$19,342.20	\$12,894.80	\$6,447.40

Schedule 'C'

Sewer Service Charges Effective July 1, 2021

	RESIDENTIAL	COMMERCIAL	INDUSTRIAL
Rate Per 1000 cu ft	\$68.06	\$70.44	\$71.71
Minimum Charge	\$133.84	\$138.55	\$141.02

Schedule 'D'

FIXTURE UNIT – A fixture units is a quantity in which load producing effects on a plumbing system, of different types of plumbing fixtures, are expressed on an arbitrary scale.

FIXTURE UNIT FLOW RATE – The fixture unit flow rate is the total discharge flow, in gallons-per minute, of a single fixture, divided by 7.5, which provides the flow rate of that particular fixture as a unit of flow. (American Standard ASA, A40.8, 1955)

FIXTURE RATE – The annual rate based on the total of the fixture unit values:

Fixture Rates Effective July 1, 2021

Fixture Range	RESIDENTIAL	COMMERCIAL	INDUSTRIAL
½ - 15 units	\$485.67	\$502.69	\$511.65
15 ½ - 25 units	\$680.36	\$704.21	\$716.76
25 ½ - 35 units	\$778.47	\$805.77	\$820.13
35 ½ - 50 units	\$1,118.46	\$1,157.67	\$1,178.30
50 ½ - 100 units	\$2,188.46	\$2,265.19	\$2,305.56
Over 100 per point	\$22.44	\$23.24	\$23.65

DRAINAGE FIXTURE UNIT VALUES FOR VARIOUS PLUMBING FIXTURES -

The fixture unit values assigned to various plumbing fixtures are maintained by Baltimore County and these fixture unit values may be revised from time-to-time at the sole discretion of Baltimore County.

Schedule 'E' – Residential, Effective July 1, 2021

Existing and New structures which are not being charged volumetrically

Fixture Range	July	August	September	October	November	December	January	February	March	April	May	June
½ - 15 units	\$485.67	\$445.20	\$404.73	\$364.25	\$323.78	\$283.31	\$242.84	\$202.36	\$161.89	\$121.42	\$80.95	\$40.47
15 ½ - 25 units	\$680.36	\$623.66	\$566.97	\$510.27	\$453.57	\$396.88	\$340.18	\$283.48	\$226.79	\$170.09	\$113.39	\$56.70
25 ½ - 35 units	\$778.47	\$713.60	\$648.73	\$583.85	\$518.98	\$454.11	\$389.24	\$324.36	\$259.49	\$194.62	\$129.75	\$64.87
35 ½ - 50 units	\$1,118.46	\$1,025.26	\$932.05	\$838.85	\$745.64	\$652.44	\$559.23	\$466.03	\$372.82	\$279.62	\$186.41	\$93.21
50 ½ - 100 units	\$2,188.46	\$2,006.09	\$1,823.72	\$1,641.35	\$1,458.97	\$1,276.60	\$1,094.23	\$911.86	\$729.49	\$547.12	\$364.74	\$182.37
Over 100 per point	\$22.44	\$20.57	\$18.70	\$16.83	\$14.96	\$13.09	\$11.22	\$9.35	\$7.48	\$5.61	\$3.74	\$1.87

Schedule 'E' – Commercial, Effective July 1, 2021

Existing and New structures which are not being charged volumetrically

Fixture Range	July	August	September	October	November	December	January	February	March	April	May	June
½ - 15 units	\$502.69	\$460.80	\$418.91	\$377.02	\$335.13	\$293.24	\$251.35	\$209.45	\$167.56	\$125.67	\$83.78	\$41.89
15 ½ - 25 units	\$704.21	\$645.53	\$586.84	\$528.16	\$469.47	\$410.79	\$352.11	\$293.42	\$234.74	\$176.05	\$117.37	\$58.68
25 ½ - 35 units	\$805.77	\$738.62	\$671.48	\$604.33	\$537.18	\$470.03	\$402.89	\$335.74	\$268.59	\$201.44	\$134.30	\$67.15
35 ½ - 50 units	\$1,157.67	\$1,061.20	\$964.73	\$868.25	\$771.78	\$675.31	\$578.84	\$482.36	\$385.89	\$289.42	\$192.95	\$96.47
50 ½ - 100 units	\$2,265.19	\$2,076.42	\$1,887.66	\$1,698.89	\$1,510.13	\$1,321.36	\$1,132.60	\$943.83	\$755.06	\$566.30	\$377.53	\$188.77
Over 100 per point	\$23.24	\$21.30	\$19.37	\$17.43	\$15.49	\$13.56	\$11.62	\$9.68	\$7.75	\$5.81	\$3.87	\$1.94

Schedule 'E' – Industrial, Effective July 1, 2021

Existing and New structures which are not being charged volumetrically

Fixture Range	July	August	September	October	November	December	January	February	March	April	May	June
½ - 15 units	\$511.65	\$469.01	\$426.38	\$383.74	\$341.10	\$298.46	\$255.83	\$213.19	\$170.55	\$127.91	\$85.28	\$42.64
15 ½ - 25 units	\$716.76	\$657.03	\$597.30	\$537.57	\$477.84	\$418.11	\$358.38	\$298.65	\$238.92	\$179.19	\$119.46	\$59.73
25 ½ - 35 units	\$820.13	\$751.79	\$683.44	\$615.10	\$546.75	\$478.41	\$410.07	\$341.72	\$273.38	\$205.03	\$136.69	\$68.34
35 ½ - 50 units	\$1,178.30	\$1,080.11	\$981.92	\$883.73	\$785.53	\$687.34	\$589.15	\$490.96	\$392.77	\$294.58	\$196.38	\$98.19
50 ½ - 100 units	\$2,305.56	\$2,113.43	\$1,921.30	\$1,729.17	\$1,537.04	\$1,344.91	\$1,152.78	\$960.65	\$768.52	\$576.39	\$384.26	\$192.13
Over 100 per point	\$23.65	\$21.68	\$19.71	\$17.74	\$15.77	\$13.80	\$11.83	\$9.85	\$7.88	\$5.91	\$3.94	\$1.97