

SIGN INSTALLATION PROCEDURES MANUAL

Part XI. REQUIRED POSTING OF DISABLED PARKING SIGNS & PARKING LOT LAYOUTS

A. Effective October 10, 2010 Laws Initiated by the Maryland General Assembly

Under the Annotated Code of Maryland, Transportation Article, Title 21, Section 21-1004(f), as of October 1, 2010 any sign that designates a parking space or zone for the use of individuals with disabilities shall clearly state the maximum amount of the fine to which a person is subject for parking a vehicle in the parking space or zone without the appropriate special disability registration plates or disability parking placard. In Baltimore County that fine is \$152. Disabled parking signs in Baltimore County which do not contain the fine value of \$152 will be unenforceable by parking enforcement officers/agents after October 1, 2010.

In addition, under Section 21-1006(a)(2) of the same Transportation Article, as of October 1, 2010 each parking lot in Maryland must conform with the requirements of the Maryland Accessibility Code adopted under Section 12-202 of the Public Safety Article. This law applies to ALL parking lots in Maryland, regardless of the time they were built or approved.

The Maryland Accessibility Code Guidelines for Building and Facilities dealing the disabled parking signs in found under COMAR 05.02.02 and is restated below:

Section D. Parking Space Signs – Public and Private Facilities

- (1) The parking areas of all buildings and facilities, including the buildings and facilities of State and local governments, shall identify each accessible parking space by a sign.
- (2) If the sign in §D (1) of this regulation is:
 - (a) Not placed flush against a building, structure, or other location that does not obstruct vehicle or pedestrian traffic, it shall be at least 7 feet above the ground;
 - (b) Placed flush against a building structure or other location that does not obstruct vehicle or pedestrian traffic, it shall be at least 6 feet, and not more than 10 feet, above the ground.
- (3) Signs shall bear the international symbol of access and the words "Reserved Parking", and shall be in conformance with the requirements for uniform traffic control devices under Transportation Article, §25-104, Annotated Code of Maryland. (See Regulation .12 of this chapter for explanatory material.)
- (4) Each van-accessible parking space shall be identified with a supplemental "Van Accessible" sign in conformance with the requirements for uniform traffic control devices under Transportation Article, §25-104, Annotated Code of Maryland (See Regulation .12 of this chapter for explanatory material.)
- (5) Each van-accessible parking space aisle shall be identified with a supplemental "No Parking" sign in conformance with the requirements for uniform traffic control devices under Transportation Article, §25-104, Annotated Code of Maryland (See Regulation .12 of this chapter for explanatory material.)

SIGN INSTALLATION PROCEDURES MANUAL

(6) A *[new]* sign *[posted after October 1, 2002]* that designates a parking space or zone for the use of individuals with disabilities shall be identified with a supplemental "Maximum Fine" sign in conformance with the requirements for uniform traffic control devices under Transportation Article, §25-104, Annotated Code of Maryland. (Italicized lettering in brackets will be removed on October 1, 2010.)

B. Disabled Parking Sign Configurations and Placements

The following is provided as a guide to demonstrate accepted sign configurations on sign posts and sign post placements on parking lots in order to conform to the above laws and standards.

1. Sign Configurations

- a. Option A - The standard Reserved Parking sign, universally used in the U.S., is shown on Page 32 (Sign R7-8). If this sign is used by itself in Baltimore County, then it must have an associated plaque directly underneath it, shown on Page 33 (Sign R7-8(2)), stating "MAXIMUM FINE \$156", **OR**

Option B - As an alternate to the use of the two separate signs in Option A, a combined message sign is also permitted, shown as a Maryland State Highway Administration (SHA) standard Sign R7-8(3), as shown on Page 34. This sign is 3" shorter than the two-sign Option A. The SHA sign is accepted for use throughout the state of Maryland, however the fine value has to be set for the appropriate amount established in each local jurisdiction in Maryland. In Baltimore County it must state "MAXIMUM FINE \$156".

- b. Van Accessible Parking Spaces - Any parking space that is intended and designed to be accessible to vans must have an individual sign(s) as listed in Option A, B, or C above and under that sign(s) must have an additional plaque stating "VAN ACCESSIBLE", that plate shown on Page 35 (Sign R7-8b) and consisting of white letters on a blue background. To meet Item #5 of the COMAR regulations outlined in this section, the approved "NO PARKING IN ACCESS AISLE" SHA sign is shown on Page 36 (Sign R8-1(2)) and Page 37 (Sign R8-1(2_A)). This sign is intended to keep drivers from parking vehicles in the 8-foot wide hatched area next to a van accessible parking space. If the R8-1(2) or R8-1(2_A) sign is not in place, parking enforcement officers/agents cannot ticket ANY vehicle if it is parked on the hatched out 8-foot wide access aisle.

SIGN INSTALLATION PROCEDURES MANUAL

2. Sign Placements

Pages 38 and 39 show a typical layout for perpendicular disabled parking spaces. Under any circumstance, each disabled parking space must have a reserved parking sign adjacent to it. (Van Accessible reserved parking spaces must always have the sign and post centered at the head of each space with no arrow under the wheelchair symbol.) There are two options for installing Reserved Parking signs for those spaces.

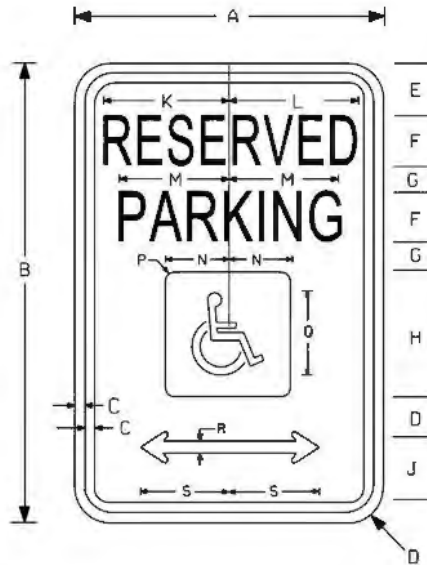
- a. Option #1 - This option involves placing a parking sign(s) and post at the head of each parking space, centered in the middle of each space. Under this option, there should be NO arrow under the wheelchair symbol.
- b. Option #2 - This option involves placing the signs to the edge of the parking space and alternating signs to the left and right of each space. Under this option there MUST be an appropriate arrow under the wheelchair symbols to outline the area in which there are reserved parking spaces. If there are several disabled parking spaces in a row, this option can reduce the number of signs and posts. The posts may also be less subject to being struck by the front bumpers of vehicles pulling into these spaces.

1. Parallel Parking Layout

When providing parallel disabled parking spaces, this will generally require the use of reserved parking signs and posts at both ends of the parking space with the appropriate left, right, or double arrow under the wheelchair symbol.

SIGN INSTALLATION PROCEDURES MANUAL

R7-8



NOTE: ARROW MAY BE REMOVED OR MODIFIED AS NECESSARY

• REDUCED SPACING

SIGN SIZE	DIMENSIONS (INCHES)									
	A	B	C	D	E	F	G	H	J	K
STANDARD	12	18	1/2	1-1/2	2	2C	1	6	2-1/2	4-7/8

SIGN SIZE	DIMENSIONS (INCHES)							
	L	M	N	P	Q	R	S	
STANDARD	5	4-1/4	3	1/2	4	3/4	3-7/8	

REFERENCES

MUTCD SECTION - 2B-31, 2B-32
 MUTCD SUPPLEMENT - 2B-31, 2B-32, 2B-33

COLORS

LEGEND, BORDER & ARROWS(WHEN USED) - GREEN
 WHITE SYMBOL ON BLUE BACKGROUND
 BACKGROUND - WHITE



DRAWN BY W.D. FOX DATE 02/23/2009
 CHECKED BY G. CARSKI DATE _____
 APPROVED BY STEPHEN WEBER DATE _____

DEPARTMENT OF PUBLIC WORKS
 DIVISION OF TRAFFIC ENGINEERING
 RESERVED PARKING (HANDICAP SYMBOL)

ISSUED: _____
 REVISED: _____
 REVISED: _____
 DRAWING #
 (R7-8)
 RESVD_PRKG_HC

SIGN INSTALLATION PROCEDURES MANUAL

MD.DOT.SHA.#

R7-8(2)



NOTE: SIGN SUPPLEMENTS FEDERAL SIGN R7-8.

SIGN SIZE	DIMENSIONS (INCHES)					
	A	B	C	D	E	F
STANDARD	12	9	3/8	1-3/4	28	1-1/2

REFERENCES

MdMUTCD SECTION - 28.39, 28.40, 28.41, 7B.14

COLORS

LEGEND & BORDER - GREEN
BACKGROUND - WHITE



DRAWN BY W.D.FOX DATE 03/03/2009

CHECKED BY G.CARSKI DATE _____

APPROVED BY STEPHEN WEBER DATE _____

DEPARTMENT OF PUBLIC WORKS
DIVISION OF TRAFFIC ENGINEERING
ATTACHMENT PLATE (FINE \$XXX) FOR
RESERVED PARKING (HANDICAP SYMBOL)

ISSUED: _____
REVISED: 11/06/2009
REVISED: _____

DRAWING #
R7-8 (2)

SIGN INSTALLATION PROCEDURES MANUAL

MD.DOT.SHA.#

R7-8 (3)



NOTES:

1. ARROW MAY BE REMOVED OR MODIFIED AS NECESSARY.
2. FOR SYMBOL DESIGN REFER TO THE APPENDIX-GRID SECTION FROM FHWA'S STANDARD HIGHWAY SIGNS BOOK-APPENDIX SECTION.

SIGN SIZE	DIMENSIONS (INCHES)									
	A	B	C	D	E	F	G	H	J	K
STANDARD	12	24	3/8	5/8	1-3/4	2B	1	4	1-1/2	3/4

SIGN SIZE	DIMENSIONS (INCHES)									
	L	M	N	P	Q	R	S	T	U	
STANDARD	1-1/4	3	6	1/2	7-11/16	7/8	1-5/8	1/8	9/64	

REFERENCES

MdMUTCD SECTION - 2B.39, 2B.40, 2B.41, 7B.14

COLORS

- LEGEND - GREEN
 BACKGROUND - WHITE
 HANDICAP INLAY - WHITE ON BLUE



DRAWN BY W.D.FOX DATE 02/23/2009
 CHECKED BY G.CARSKI DATE _____
 APPROVED BY STEPHEN WEBER DATE _____

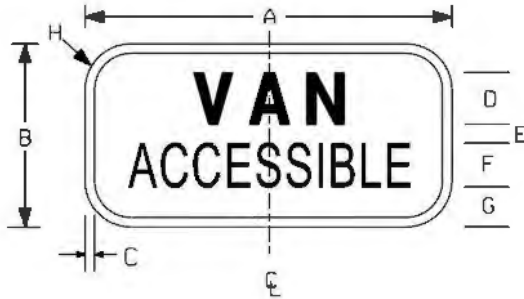
DEPARTMENT OF PUBLIC WORKS
 DIVISION OF TRAFFIC ENGINEERING
 RESERVED PARKING (HANDICAP SYMBOL)
 FINE \$XXX

ISSUED: _____
 REVISED: 11/06/2008
 REVISED: _____
 DRAWING #
 R7-8(3)
 RESVD_PRKG_HC
 FINE_\$XXX

SIGN INSTALLATION PROCEDURES MANUAL

MD.DOT.SHA.#

R7-8b



• REDUCED SPACING

SIGN SIZE	DIMENSIONS (INCHES)							
	A	B	C	D	E*	F	G	H
STANDARD	12	6	5/16	1-1/2	5/8	1-9/32	1-7/16	1-1/2

REFERENCES

MUTCD SECTION - 2B-31, 2B-32
 MUTCD SUPPLEMENT - 2B-31, 2B-32, 2B-33

COLORS

LEGEND & BORDER - WHITE
 BACKGROUND - BLUE



DRAWN BY W.D.FOX DATE 03/03/2009

CHECKED BY G.CARSKI DATE _____

APPROVED BY STEPHEN WEBER DATE _____

DEPARTMENT OF PUBLIC WORKS
 DIVISION OF TRAFFIC ENGINEERING
 ATTACHMENT PLATE (VAN ACCESSIBLE)
 FOR
 RESERVED PARKING (HANDICAP SYMBOL)

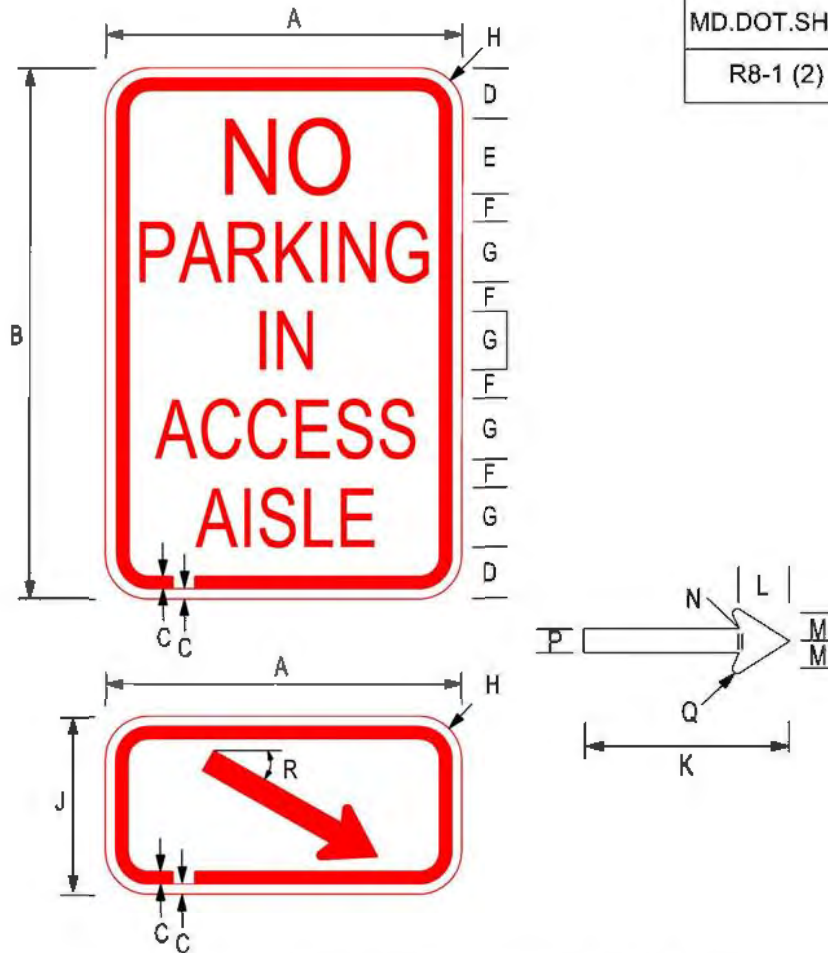
ISSUED: _____
 REVISED: _____
 REVISED: _____

DRAWING #
R7-8 (b)

SIGN INSTALLATION PROCEDURES MANUAL

MD.DOT.SHA.#

R8-1 (2)



NOTE:
ARROW MAY BE MODIFIED AS NECESSARY TO ACCOMMODATE LOCATION ACCESS RAMP

SIGN SIZE	DIMENSIONS (INCHES)									
	A	B	C	D	E	F	G	H	J	K
STANDARD	12	18	3/8	1-1/2	2-1/40	.625	2C	1-1/2	6	6-1/2

SIGN SIZE	DIMENSIONS (INCHES)						
	L	M	N	P	Q	R	
STANDARD	1-5/8	7/8	1/8	3/4	9/64	30°	

REFERENCES

MUTCD SECTION - 2B.39,2B.40,2B.41,5B.05,7B.14

COLORS

LEGEND & BORDER - RED
RED SYMBOL ON WHITE BACKGROUND



DRAWN BY W.D.FOX DATE 07/27/2009
 CHECKED BY G.CARSKI DATE _____
 APPROVED BY STEPHEN WEBER DATE _____

DEPARTMENT OF PUBLIC WORKS
DIVISION OF TRAFFIC ENGINEERING

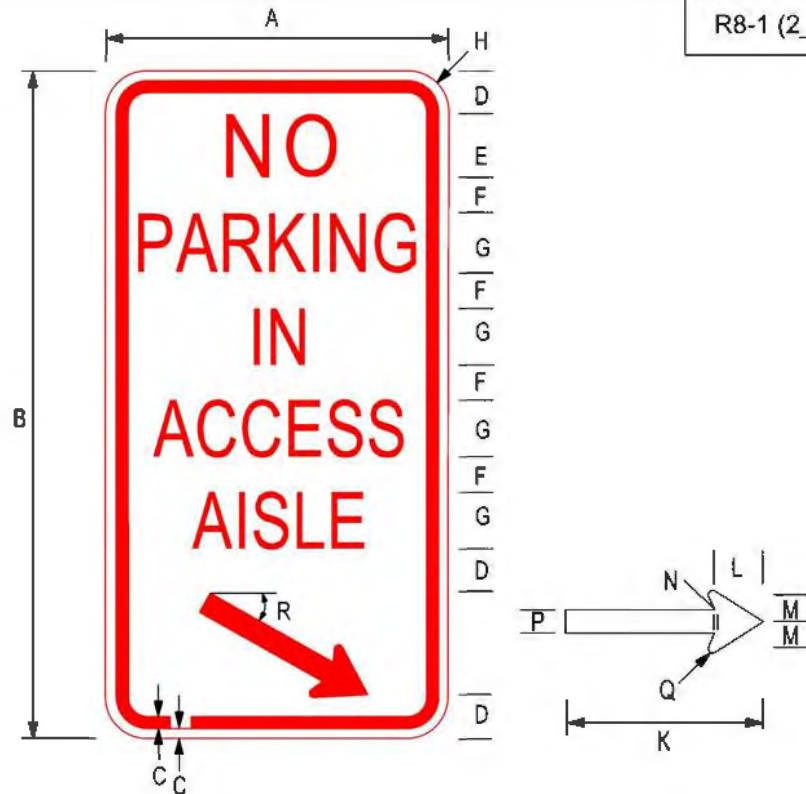
NO PARKING IN ACCESS AISLE

ISSUED: _____
 REVISED: _____
 REVISED: _____

DRAWING #
R8-1 (2)

SIGN INSTALLATION PROCEDURES MANUAL

R8-1 (2_A)



NOTE:
ARROW MAY BE MODIFIED AS NECESSARY
TO ACCOMMODATE LOCATION ACCESS RAMP

SIGN SIZE	DIMENSIONS (INCHES)									
	A	B	C	D	E	F	G	H	J	K
STANDARD	12	24	3/8	1-1/2	2-1/40	1-1/4	2C	1-1/2	6	6-1/2

SIGN SIZE	DIMENSIONS (INCHES)						
	L	M	N	P	Q	R	S
STANDARD	1-5/8	7/8	1/8	3/4	9/64	30°	1/4

REFERENCES

MUTCD SECTION - 2B.39, 2B.40, 2B.41, 5B.05, 7B.14

COLORS

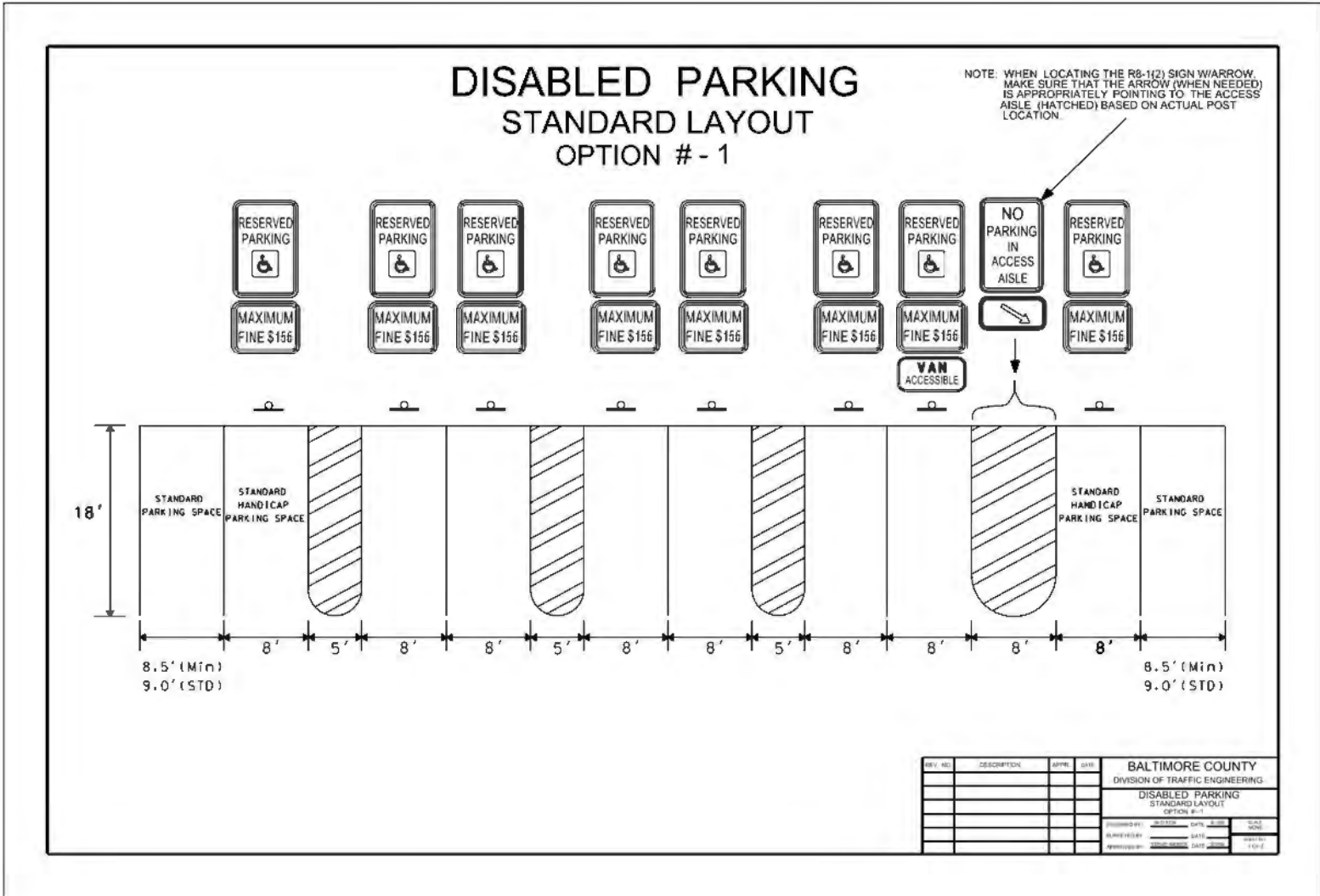
LEGEND & BORDER - RED
RED SYMBOL ON WHITE BACKGROUND



DRAWN BY W.D.FOX DATE 07/27/2009
 CHECKED BY G.CARSKI DATE _____
 APPROVED BY STEPHEN WEBER DATE _____

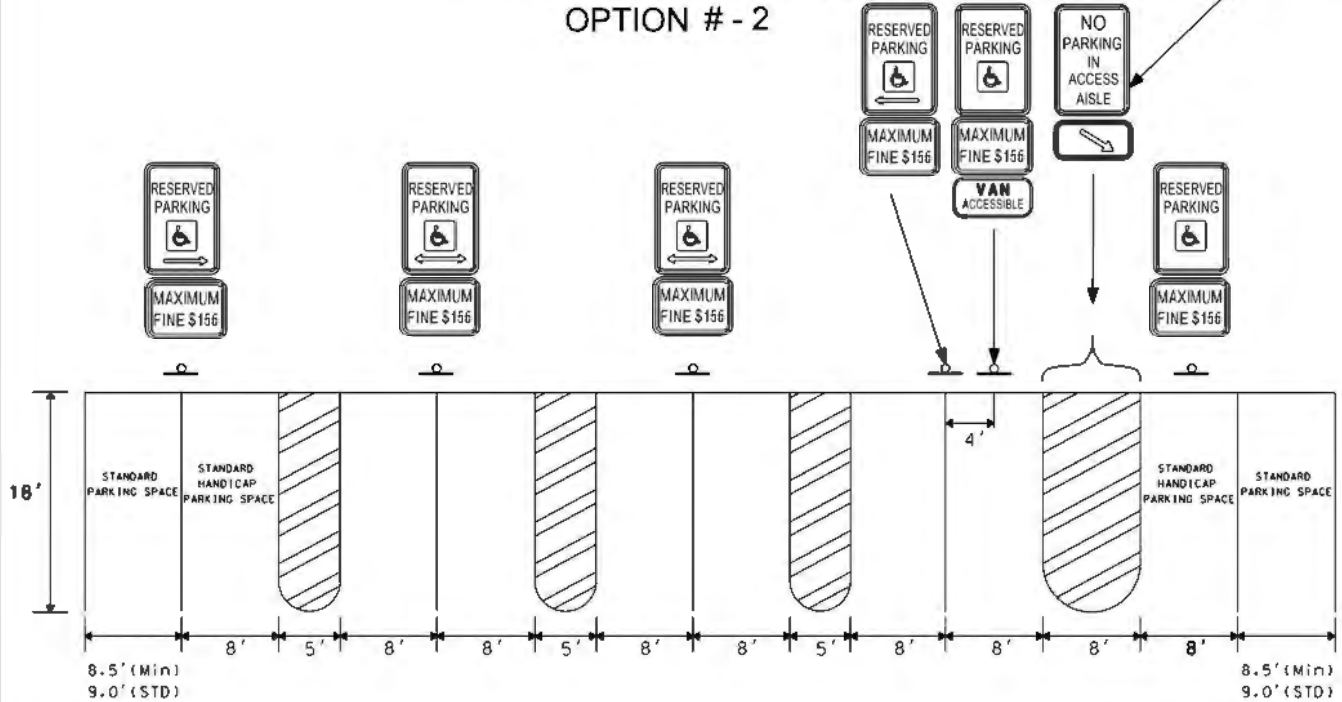
DEPARTMENT OF PUBLIC WORKS
 DIVISION OF TRAFFIC ENGINEERING
 NO PARKING IN ACCESS AISLE

ISSUED: _____
 REVISED: 12/15/2009
 REVISED: _____
 DRAWING #
R8-1 (2_A)



DISABLED PARKING STANDARD LAYOUT OPTION # - 2

NOTE: WHEN LOCATING THE RR-1(2) SIGN W/ARROW, MAKE SURE THAT THE ARROW (WHEN NEEDED) IS APPROPRIATELY POINTING TO THE ACCESS AISLE (HATCHED) BASED ON ACTUAL POST LOCATION.



REV. NO.	DESCRIPTION	APPR.	DATE

BALTIMORE COUNTY			
DIVISION OF TRAFFIC ENGINEERING			
DISABLED PARKING			
STANDARD LAYOUT			
OPTION # - 2			
DESIGNED BY:	DATE:	SCALE:	APP.:
REVIEWED BY:	DATE:	SCALE:	APP.:
APPROVED BY:	DATE:	SCALE:	APP.: